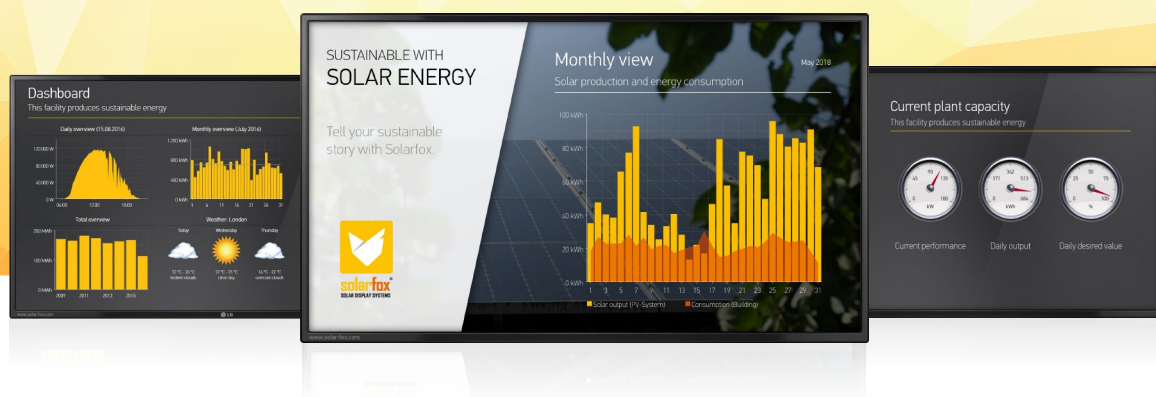


DISCOVER YOUR ENERGY



Solarfox[®] Large Format Displays to visualise solar energy

Tell your sustainable story!
Showcase your buildings' green energy features and technologies.

Product catalogue




Energy visualisation

Solar electricity. Own consumption. Energy autarky.

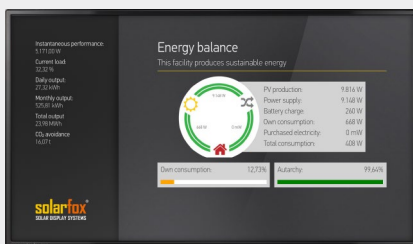
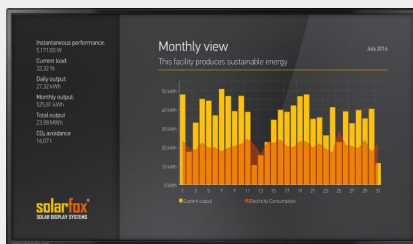
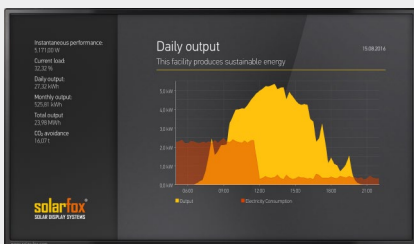
How to show data in a way that's both compelling and easy to digest?

Energy data can be very powerful, that is, if you can understand what it's telling you.

Solarfox® visualises the energy flow within a building with audience appeal. This way it can be tracked any time the building creates more energy than it needs, when batteries are charged, or when the electric grid is used. An animation shows the direction of current flow and attracts the observers attention.



The appealing visualisation of the energy flow creates easy comprehension



Solar Display

& innovative bulletin board

Solarfox® displays present energy data from renewable energy sources and solar power systems in an innovative way. The displays present key figures with changing content in an infinite loop. The user can individually configure how the information is presented on screen – whether in sequence, timescales, or images. All of the content can be tailored to

meet the needs of individual users. Content and reporting as well as images and videos can also be supplemented. What's more, you can select from a large number of templates. The displays are simple to operate and can be managed online via a web browser.

Six convincing reasons!

1 Display multiple systems

Solarfox® displays can present solar output data from different photovoltaic and generation systems, regardless of location. It is possible to cumulate the solar output data or present individual data on each system.

2 Innovative bulletin board

The system is suitable for integration with digital notices. Simply integrate your own text, images, Office files or websites. All of the information can be played in a loop.

3 Attractive online design

The online management platform offers convenient access to all of the displayed content at all times. You can use a Web browser of your choice to simply change or add content. All you need is an internet connection.

4 Display different systems

In addition to consolidating yield data from different monitoring systems and brands, Solarfox® displays can also present data about other forms of energy, such as wind power, biomass, and CHP.

5 Save energy and increase awareness

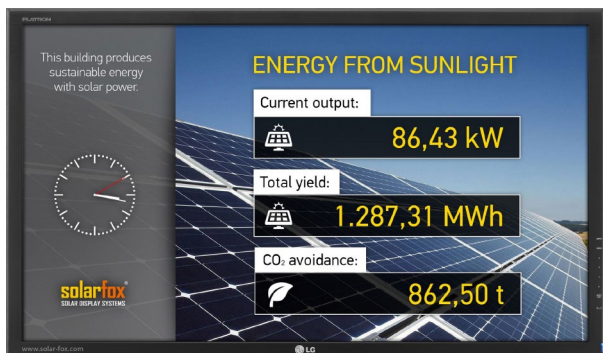
Solarfox® raises awareness of renewable energies and actively helps you to save energy. You have also the option to present energy consumption data and storage systems.

6 Ambassador for climate protection

Are you setting a good example? Solarfox enables you to visualise your active contribution to sustainability and protection of the environment. You too could become an ambassador for sustainable energy production

Large solar displays

for indoor use

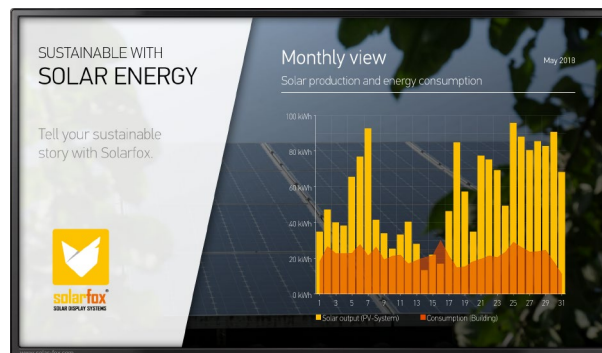


INDOOR

Solarfox® SF-100 Series

24" (61 cm) to 32" (81 cm)

The SF-100 Series is suitable for indoor use. This series of models is the perfect offer for beginners, who like cost-optimised functionality. The displays can be operated up to 10 hours daily or switched on and off via a timer. Detailed information regarding the range of functions is available here: www.solar-fox.com



INDOOR - PROFESSIONAL

Solarfox® SF-300 Series

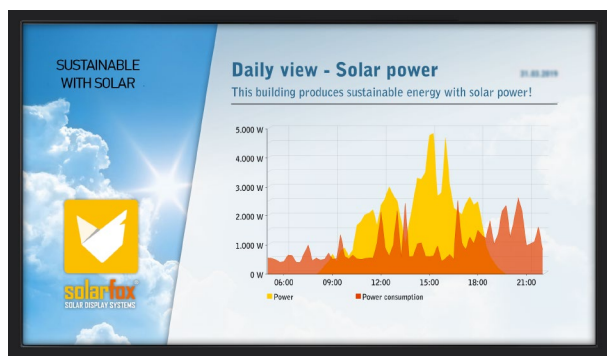
24" (61 cm) to 75" (140 cm)

The SF-300 Series is developed for professional indoor use. The display's panel technology is designed for extended operating times and offers reflection free presentations and visual angles of up to 178°. The tools can also be configured individually for each day via an automated timer function.

| Solarfox SF-100 for indoor use | | | Solarfox SF-300 for indoor use | | | | | | |
|--------------------------------|---------------|----------------|--------------------------------|----------------|-----------------|------------------|------------------|--------------|---------------|
| Size | 24" | 32" | 24" | 32" | 43" | 49" | 55" | 65" | 75" |
| Screen diagonal: | 61 cm | 81 cm | 61 cm | 81 cm | 107 cm | 124 cm | 140 cm | 165 cm | 191 cm |
| Dim. (HxWxD) in cm: | 55 x 33 x 5.9 | 73 x 43 x 5.6 | 55 x 33 x 5.9 | 73 x 43 x 5.6 | 97 x 56.4 x 3.9 | 110 x 63.6 x 3.9 | 124 x 71.5 x 3.9 | 146 x 84 x 4 | 168 x 96 x 6 |
| Dim. (HxWxD) incl. WM in cm: | 55 x 33 x 7.9 | 73 x 43 x 10.5 | 55 x 33 x 7.9 | 73 x 43 x 10.4 | 97 x 56.4 x 9.2 | 110 x 63.6 x 8.9 | 124 x 71.5 x 9.7 | 146 x 84 x 9 | 168 x 96 x 12 |
| Display weight: | 3.5 kg | 7.2 kg | 3.6 kg | 6.8 kg | 12.4 kg | 17.3 kg | 19.2 kg | 31 kg | 46 kg |
| Casing colour: | Black | Silver | Black | Black | Black | Black | Black | Black | Black |
| Power cons. (standby): | 8 W | 8 W | 8 W | 8 W | 8 W | 8 W | 8 W | 8 W | 8 W |
| Power cons. (operation): | < 29 W | < 45 W | < 34 W | < 60 W | < 70 W | < 75 W | < 80 W | < 105 W | < 250 W |

Detailed technical information is available at: www.solar-fox.com. All information without guarantee.* Weight and power consumption may vary depending on model.

Large solar displays for outdoor use



OUTDOOR - PROFESSIONAL

Solarfox® SF-600 Series

46" (117 cm) and 55" (140 cm)

The new SF-600 series is equipped with a robust waterproof IP56 housing. A high-quality anti-reflection glass with vandalism protection and a very high brightness for use in bright lighting conditions make the new Solarfox Outdoor series an eye-catcher. The display has a modern cooling system with a filterless heat exchanger. The flat construction of only 8.5 cm allows a visually appealing wall mounting

| Solarfox SF-600 for outdoor use | | |
|---------------------------------|------------------|------------------|
| Size | 46" | 55" |
| Screen diagonal: | 117 cm | 139 cm |
| Dim. (HxWxD) in cm: | 107 x 62.4 x 8.5 | 126 x 73.1 x 8.5 |
| Dim. (HxWxD) incl WH in cm: | See data sheet | |
| Display weight: | 40.5 kg * | 53 kg * |
| Casing colour: | black | black |
| Power cons. (standby): | 8 watts | 8 watts |
| Power cons. (operation): | See data sheet | |

HIGH-BRIGHT MODEL

High brightness - ideal for outdoor use

Reliable operation in almost any environment
outdoor environment



Secure cover for all connections

Highlights:

- IP56 Certification
- Temperature resistant from -30 °C to +50 °C
- High brightness: 2,500 cd/m²
- Contrast: 5000:1
- High-quality SAMSUNG technology
- Automatic brightness sensor
- Operating time 24/7 or timer function
- Robust housing and vandalism protection
- Anti-reflection glass
- Filterless and low-maintenance cooling system
- Low housing depth of only 8.5 cm

★ NEW MODEL SERIES

Detailed technical data can be found under: www.solar-fox.de. All data without guarantee. * Weight and power consumption may vary by model.



Functional overview of Solarfox® model series

The Solarfox® model series are equipped with a range of functions.
The table below shows the differences between the model series.

| INDOOR | PROFESSIONAL INDOOR | PROFESSIONAL OUTDOOR |
|------------------------------|-------------------------------------|-------------------------------------|
| SF-100 Series | SF-300 Series | SF-600 Series |
| 5 slide templates | 20 slide templates | 20 slide templates |
| maximum of 10 slides | maximum of 70 slides | maximum of 70 slides |
| - | save slideshows (backup) | save slideshows (backup) |
| show individual logo | show individual logo | show individual logo |
| Foxdesigner light | Foxdesigner light | Foxdesigner light |
| - | graphical animations / videos * | graphical animations / videos * |
| - | zoom-in background animation | zoom-in background animation |
| - | info box incl. important parameters | info box incl. important parameters |
| LAN / optional Wi-Fi | LAN / Wi-Fi | LAN / Wi-Fi |
| maximum of 3 data sources ** | unlimited data sources ** | unlimited data sources ** |
| max. operating time: 10h/7 | max. operating time: 18h/7 | max. operating time: 24h/7 |

* The hardware of the SF-300 and SF-600 series is technically capable of playing video files or animations. If you want to show videos as part of a slideshow with a Solarfox display, you can optionally expand the online management with an additional video module. Further information can be found on our price list.

** The purchase price of each Solarfox display includes a data source and slideshow. If required, additional data sources can optionally be booked in accordance with our price list. In this way, several sources (PV systems) can be visualised on one display. Please note that a maximum of 2 additional data sources can be added to the SF-100 series.

Display options

Standard modules of a Solarfox display

The standard Solarfox display items delivered include all of the following slidemodules.

| No. | Slide-Module | Description | SF-100 | SF-300 | SF-600 |
|-----|------------------------------|---|--------|--------|--------|
| 1 | Total solar output | Solar energy produced so far (animated meter) | | ☑ | ☑ |
| 2 | Solar output | Current output, daily output, monthly-, annual-, and total solar output | ☑ | ☑ | ☑ |
| 3 | Elec. consumption | Current power consumption; daily, monthly-, annual-, and total consumption | ☑ | ☑ | ☑ |
| 4 | CO ₂ -avoidance 1 | Comparison of CO ₂ amount with oil, gas, and coal | ☑ | ☑ | ☑ |
| 5 | CO ₂ -avoidance 2 | Comparison of CO ₂ amount with distance travelled by car | | ☑ | ☑ |
| 6 | CO ₂ -avoidance 3 | Comparison of CO ₂ amount with an around the world trip by car | | ☑ | ☑ |
| 7 | CO ₂ -avoidance 4 | Comparison of the CO ₂ amount with the required reforestation of trees | | ☑ | ☑ |
| 8 | Foxdesigner light | Adding individual texts and pictures | ☑ | ☑ | ☑ |
| 10 | Weather forecast | Current weather data and 3-day-forecast | ☑ | ☑ | ☑ |
| 10 | Logo | Optionally a logo can be inserted on all slides | ☑ | ☑ | ☑ |
| 11 | Picture | Adding of individual pictures and subtitles | ☑ | ☑ | ☑ |
| 12 | Ecopower 1 | Number of 3-person-households supplied with ecopower | | ☑ | ☑ |
| 13 | Ecopower 2 | Number of electrical equipment that can be operated with ecopower | | ☑ | ☑ |
| 14 | Solarstrom | Overall solar electricity produced in a specific region (for e.g. Germany) | | ☑ | ☑ |
| 15 | Sun's position | Visualisation of sunrise and sunset | | ☑ | ☑ |
| 16 | RSS-Feed | Automatic display of news via RSS-Feed | | ☑ | ☑ |
| 17 | Dashboard | All Information and performance data at a glance (tile layout) | | ☑ | ☑ |
| 18 | Infobox | Every display contains an individual infobox with important data | | ☑ | ☑ |
| 19 | Clock | Displaying current time as Chronograph or digital watch | | ☑ | ☑ |

Available add-on modules

The following slidemodules can be added (also later on) on payment of a small activation fee.

| No. | Slide-Module | Description | SF-100 | SF-300 | SF-600 |
|-----|------------------|---|--------|--------|--------|
| 20 | Video | Video sequences can be played and integrated into the slideshow. | ✗ | ☆ | ☆ |
| 21 | Youtube | Displays video sequences from Youtube. (streaming) | ✗ | ☆ | ☆ |
| 22 | 360° panorama | Shows a 360° panorama-view with animation | ✗ | ☆ | ☆ |
| 23 | Foxdesigner PRO | Adding individual texts and pictures - full range of functions of the Foxdesigner | (☆) | ☆ | ☆ |
| 24 | Variables | Display individual and dynamic data (e.g. yields) in your own texts | ✗ | ☆ | ☆ |
| 25 | Newsticker | News ticker for RSS-feed or individual text messages | ✗ | ☆ | ☆ |
| 26 | Twitter | Shows the last tweets of a Twitter account | ☆ | ☆ | ☆ |
| 27 | Document viewer | Display PDF, Word, and Excel files (incl. FTP and Google-Drive-Sync) | ☆ | ☆ | ☆ |
| 28 | Visitor welcome | Display customer greeting with name, logo, room number, and time | ☆ | ☆ | ☆ |
| 29 | External Website | Shows external websites and web contents | ☆ | ☆ | ☆ |
| 30 | Countdown | Countdown with freely selectable date (e.g. vacation/holiday/openings) | ☆ | ☆ | ☆ |
| 31 | Calendar/agenda | Automatically display ICAL-calendar files or Google-calendar files | ☆ | ☆ | ☆ |
| 32 | Substitute plan | Display of the teacher substitution plan (e.g. interface to UNTIS) | ☆ | ☆ | ☆ |
| 33 | Energy balance | Visualisation of energy balance | ☆ | ☆ | ☆ |
| 34 | Energy balance | Visualisation of energy budget and autarky | ☆ | ☆ | ☆ |
| 35 | System compare | Visualisation of different PV-systems / performance compare | ☆ | ☆ | ☆ |
| 36 | 3-Day-overview | Shows the power yield or power consumption of the last 3 days | ☆ | ☆ | ☆ |
| 37 | Output forecast | Shows the expected yield on the following 3 days as a forecast | ☆ | ☆ | ☆ |
| 38 | Sun's course | Shows the current position of the sun in a world map | ☆ | ☆ | ☆ |

Legend: ☑ included as standard ☆ Optionally available in the webshop (shop.solar-fox.de) ✗ Not available for the model

You decide the content a perfect match in design and function

Each Solarfox® display features a specific number of templates and predefined graphs as standard. Users can adopt them without any changes or adapt them to their own needs. Solarfox® is continuously developing the templates

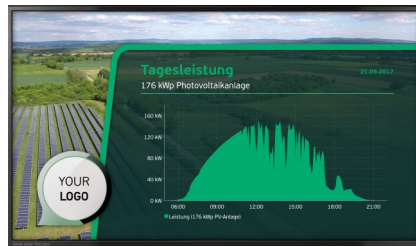
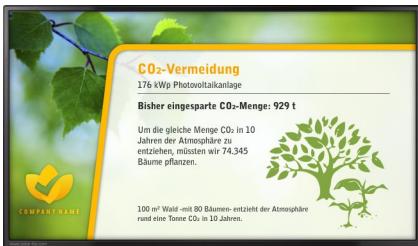

and presentations. This way, you can expand your Solarfox® slideshow at any time and make it more attractive with new content. Below you can find some of layout examples.

The image displays 15 different Solarfox display templates arranged in a 5x3 grid. Each template features the Solarfox logo and various data visualizations:

- Instantaneous performance:** Shows real-time metrics like current load, daily output, and monthly output. One template features a large digital display for 'GREEN ENERGY' production (001287,1 MWh).
- Current plant capacity:** Includes three analog gauges for current performance, daily output, and daily desired value.
- Daily output:** A line graph showing energy production over a 24-hour period.
- Monthly view:** A bar chart showing daily energy production for a specific month (July 2014).
- Yearly view:** A bar chart showing monthly energy production for the year 2014.
- Total view:** A bar chart comparing energy production across different years (2011-2014).
- CO2 avoidance:** Two templates showing the amount of CO2 avoided since installation (862 t) and comparing it to natural gas and hard coal. One includes a car icon and a tree icon.
- Green electricity for the region:** Illustrates how the facility's output can supply 58 households.
- Green electricity for household appliances:** Shows the power consumption of various appliances (fridge, washing machine, fan, TV) and how long they can run on the facility's output.
- The weather forecast:** A forecast for London showing weather conditions and temperatures for the next four days.
- Daily output (Detailed):** A line graph showing both energy production and electricity consumption over 24 hours.
- Monthly view (Detailed):** A bar chart showing both energy production and electricity consumption for the month.
- Energy balance:** A circular diagram and bar chart showing the balance between own consumption, PV production, power supply, battery charge, and stored electricity.

Individual corporate design layout

adaptable to all demands



Solarfox® displays are the perfect sustainability-communication tools for point-of-sale. Contents can be adjusted according to Corporate Design guidelines. Thereby logo, colours,

fonts, and graphics can be specified. The Solarfox® system can implement almost all demands and is available in all major languages.

The layout can be adjusted with a few clicks.

Infobox

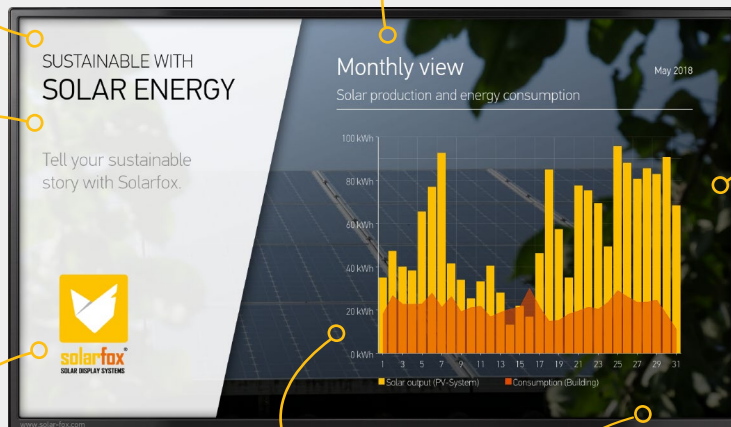
Set out which system parameters are to be displayed in the information box.

Headline and subtitle

Set out individual headlines and subtitles.

Individual text

Supplement slides with individual messages and information.



Individual colouring scheme

Change and adjust colours of your slides anytime at will.

Logos und motifs

Position your own logos and motifs, which are displayed on each slide.

Data source

Expand your set of data sources anytime to visualise e.g. more PV systems.

Background

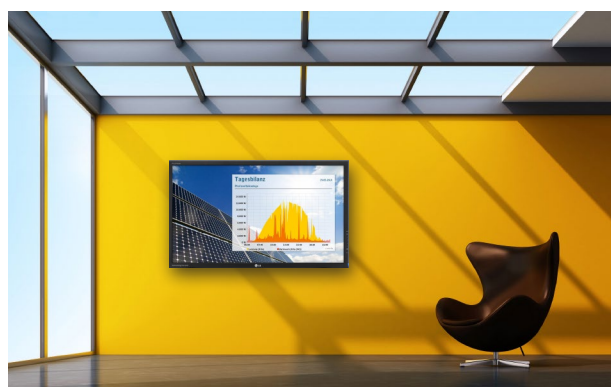
Upload your own background images. These may be for instance: plant images or photos of a building.

Areas of application

incredibly versatile

In addition to solar energy and other renewable energies, Solarfox® displays can also be used to display specific information. The user or display operator can decide what extra text, images, and videos are to be displayed. It is possible to change the content from any location with just a few mouse clicks.

This makes Solarfox® displays more than just conventional straightforward solar display boards. The automated functions and wide range of applications guarantee a high degree of attention.



Flexible and individual

Solarfox® displays can be used in various application areas. All of the content can be tailored to meet the needs of the operator with just a few mouse clicks. The operator can then decide what content should be focused on in the display. As

a result, the display not only presents energy data, it also functions as an innovative bulletin board. This increases interest among viewers. The following application examples show how you can supplement the energy yield information.

Communities & local council

For example: Welcome message from the mayor, overview of events, calendar of events, schedule of meetings, room occupancy, climate protection activities, etc.

Schools & universities

For example: Display of substitution plans and room changes, notes on events, canteen menu, publication of important notices, warnings, etc.

Companies

For example: Visitor welcome message, presentation of the portfolio of products, promotional film, overview of references, commitment to sustainability, current offers, etc.

Societies & associations

For example: Event notices, calendar of events, acquisition of members and sponsors, appeals for donations, presentation of ongoing projects and investments, etc.

Churches & charities

For example: Event notices, calendar of events, news from the church community, appeals for donations, images from events, etc.

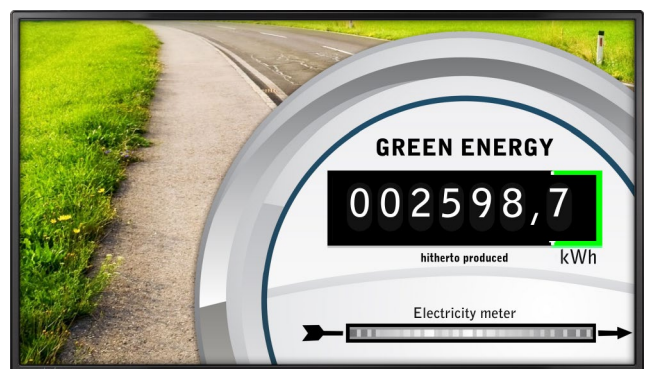
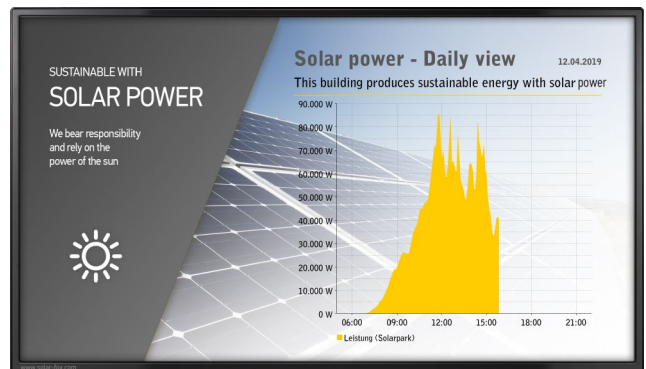
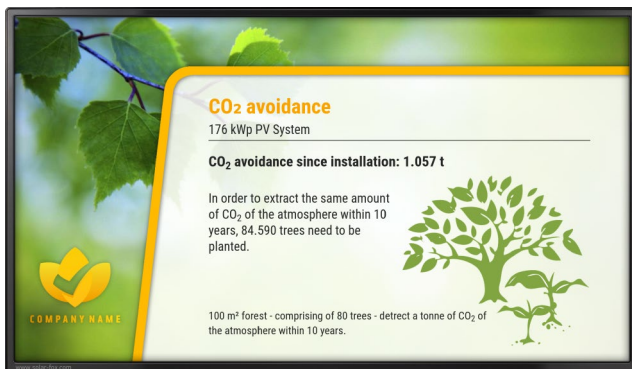
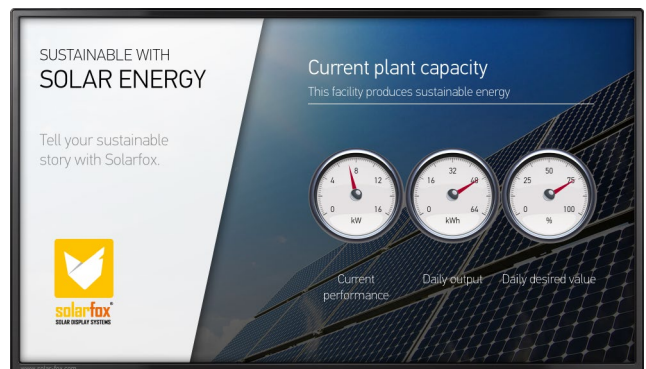
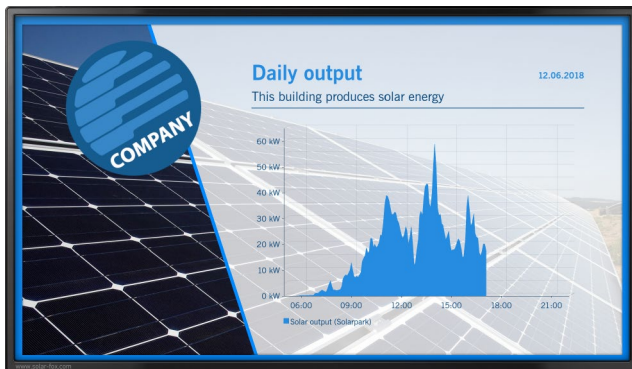
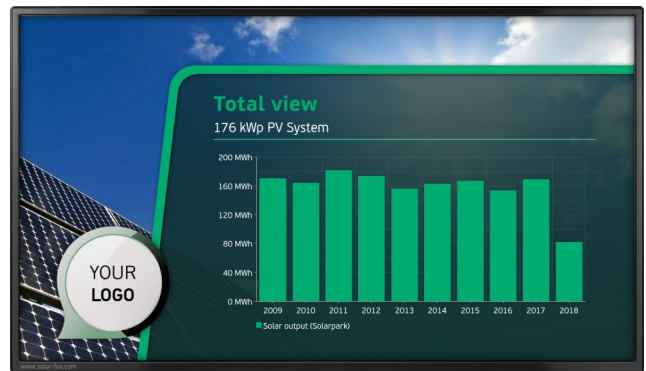
Energy suppliers

For example: Visitor welcome message, calendar of events, room occupancy, display of investments in sustainable energy generation, notices on green electricity rates, etc.

A perfect CSR solution

Individual. Flexible. Appealing.

Get inspired by the following examples of data visualisation that communicate interesting information with both style and substance. Solarfox® translates boring data into stunning visual formats, adapted to your individual design specifications. (Templates are available in all common languages.)



FLEXIBLE COMMUNICATION

Data exchange according to the cloud principle

* Optional



- LAN
- WIFI*
- 3G / 4G

Solarfox® displays can be connected to almost any photovoltaic system. Data transmission takes place over the internet, ensuring a high degree of location independence. The advantage is that there is no need for direct cabling between the photovoltaic system and the display. This way, you can flexibly select a location for the Solarfox® display. The Solarfox® system is compatible with virtually all data loggers and monitoring systems.



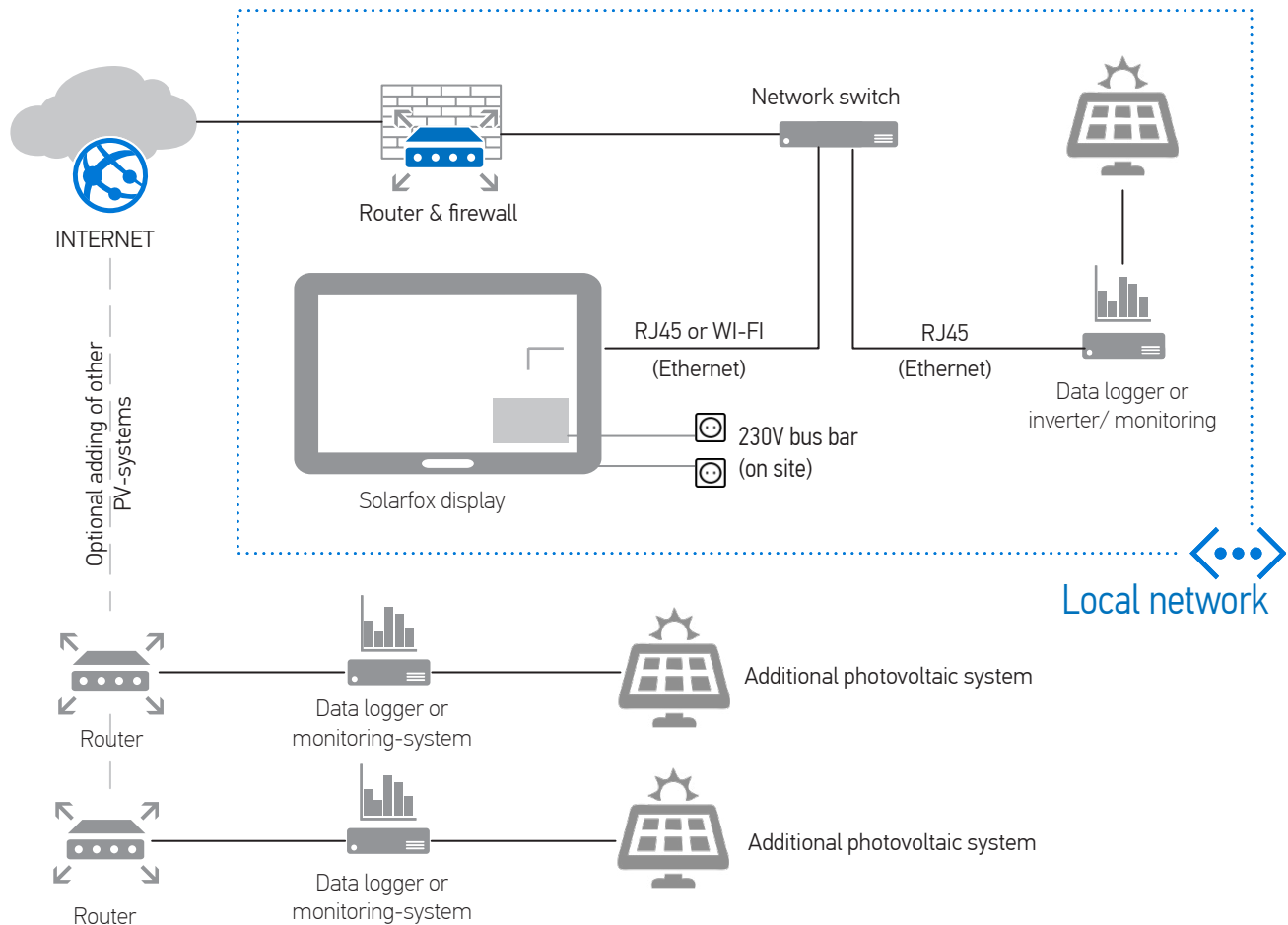
PV monitoring systems

- | | |
|---|---|
| <input checked="" type="checkbox"/> ABB | <input checked="" type="checkbox"/> SMA |
| <input checked="" type="checkbox"/> Advanced Energy | <input checked="" type="checkbox"/> Smartblue |
| <input checked="" type="checkbox"/> AS Solar | <input checked="" type="checkbox"/> Smart-me |
| <input checked="" type="checkbox"/> Autarco | <input checked="" type="checkbox"/> Smart1 |
| <input checked="" type="checkbox"/> Benning | <input checked="" type="checkbox"/> SolarEdge |
| <input checked="" type="checkbox"/> be4energy | <input checked="" type="checkbox"/> Solar-Log |
| <input checked="" type="checkbox"/> Danfoss | <input checked="" type="checkbox"/> SolarMax |
| <input checked="" type="checkbox"/> E3DC | <input checked="" type="checkbox"/> Solarworld |
| <input checked="" type="checkbox"/> Ecodata / PowerDog | <input checked="" type="checkbox"/> SONNEN |
| <input checked="" type="checkbox"/> Enphase | <input checked="" type="checkbox"/> Sunways |
| <input checked="" type="checkbox"/> Enerserve | <input checked="" type="checkbox"/> SynaptiQ / 3E |
| <input checked="" type="checkbox"/> Ferroamp | <input checked="" type="checkbox"/> Tigo |
| <input checked="" type="checkbox"/> Fronius | <input checked="" type="checkbox"/> Victron Energy |
| <input checked="" type="checkbox"/> Ginlong / Solis | <input checked="" type="checkbox"/> Wattwatchers |
| <input checked="" type="checkbox"/> GoodWe | <input checked="" type="checkbox"/> Zeversolar |
| <input checked="" type="checkbox"/> Green Power Monitor | |
| <input checked="" type="checkbox"/> Growatt | Energy storage |
| <input checked="" type="checkbox"/> Huawei | <input checked="" type="checkbox"/> E3/DC |
| <input checked="" type="checkbox"/> IBC Solar | <input checked="" type="checkbox"/> SONNEN |
| <input checked="" type="checkbox"/> Inaccess | <input checked="" type="checkbox"/> SMA Sunny Island |
| <input checked="" type="checkbox"/> Ingeteam | Heat pump / CHP |
| <input checked="" type="checkbox"/> Kaco New Energy | <input checked="" type="checkbox"/> S ₀ Impuls / Solar-Log |
| <input checked="" type="checkbox"/> Kostal | Wind energy |
| <input checked="" type="checkbox"/> Mage Securetec | <input checked="" type="checkbox"/> Windenergie-Online |
| <input checked="" type="checkbox"/> Meier-NT | <input checked="" type="checkbox"/> Greenbyte Breeze |
| <input checked="" type="checkbox"/> Meteocontrol | Individual interface |
| <input checked="" type="checkbox"/> PV Output | If you would like to connect a system that is not listed, please contact Solarfox: support@solar-fox.com |
| <input checked="" type="checkbox"/> QOS Energy | |
| <input checked="" type="checkbox"/> REFU sol / REFUlog | |
| <input checked="" type="checkbox"/> Relatio | |
| <input checked="" type="checkbox"/> SAJ | |
| <input checked="" type="checkbox"/> Schüco Sunalyzer | |
| <input checked="" type="checkbox"/> Skytron | |

Detailed information for planners and IT managers can be found here: <https://www.solar-fox.com/en/tenders-and-planning.html>

DATA COMMUNICATION

Linking plan for a Solarfox® display (example)



Data communication between photovoltaic system and Solarfox® display

1. The photovoltaic system produces DC.
2. The inverter converts it into AC and sends the production data to a data logger (e.g. Solar-Log or Meteocontrol Weblog) or directly to a monitoring portal (e.g. SMA Sunnyportal or Fronius).
3. The data logger or inverter sends data to the internet (e.g. via router connection). Thereby data is sent to a portal respective an FTP server.
4. The Solarfox® web server accesses the data and generates a slideshow, which can be configured via a web browser.
5. The Solarfox® display obtains these data from the internet and afterwards displays the data visually appealing in a slideshow.

Optional visualisation of several systems

Solarfox® displays can display the yielded data from different photovoltaic or renewable energy systems. The yielded data can be manufacturer-independently cumulated or visualised separately per system.

A typical use case is, the visualisation of several photovoltaic systems cumulated at one main location of a company and the display of individual systems at their respective locations.

Innovative bulletin board



Convenient online management via a web browser



Solarfox® displays feature an integrated computer controller and are designed for long-term operation. All software components are installed and configured at the time of delivery. It is possible to simply mount the Solarfox® display

to a wall or ceiling. The only thing you have to do is connect the display to the internet (LAN/Wi-Fi). This allows you to conveniently edit all of the content online. All you need is a Web browser.



Flexible and adaptable at all times

All of the display content is presented consecutively in a loop or slideshow. You can change and adjust the order of the text and images as well as the display duration at any time. You can also upload your own images. All of the images are automatically cropped to fit the output format on the display. A preview function shows you the result. It is possible to integrate digital notices at specific times. To do so, simply enter the desired time on the online management platform. It

is also possible to display important information on a news ticker. You can tailor how content is presented on the display to meet your design specifications. A range of different layout templates is provided.

You can register for a free demo access on our website:

www.solar-fox.com/demoaccount



Innovative bulletin board

provide information quickly and easily

Solarfox® has progressively expanded the functional scope of its systems over the past number of years. As a result, many customer requests and requirements have been taken into account during development. The innovative bulletin board function is becoming increasingly important. In many

applications, the display acts as a communication medium for digital notices of all kinds, whether it is a citizens' office in a city authority, the entrance area of a school, or the lobby of a company. The Solarfox® display is an ideal platform for digital notices and important information for visitors and guests.

Key functions at a glance



Simple, intuitive operation

Care has been taken to ensure that all software components are easy to use. This way, it is possible to use Solarfox software without extensive training. The functions are self-explanatory and intuitive to use.



Add your own text and images

Simply upload your own text and images. You can determine how they are depicted, their position and when the information is displayed.



Digital notices (PDFs etc.)

The system is particularly well-suited for digital notices. Simply integrate your own text, images, PDF, Office files, or websites. All of the information can be played in a loop.



Time-controlled display

If you want to display specific information at a set time or if information should only be visible for a limited amount of time, you can specify the necessary settings on the online management platform.



Other functions and features:

The Solarfox® system is continuously expanded and further developed. Here is a selection of the functions on offer:

- User management with rights and roles system
- Access via a Web browser regardless of user location
- Individual layouts and adaptation to your corporate design
- Templates for different user groups
- SSL encryption of all data
- News ticker function at the bottom of the display (optional)
- Data retrieval via FTP, HTTP or Google Drive (optional)
- Automatic synchronisation via Google Drive (optional)
- Display of Google Calendar and Outlook/ical files (optional)



Google Drive

Convenient and automatic file synchronisation via Google Drive

By taking advantage of the option to connect to the Google Drive cloud system, you can automatically update data and content on the display. This way, you can edit Word and Excel documents and store them in Google Drive. The Solarfox display subsequently accepts the changes automatically and shows the most up-to-date version on the display.

Foxdesigner PRO

design your own content

The new Foxdesigner reveals a variety of functions and offers an individual and large design scope. With just a few clicks you can add your own texts and pictures to the Solarfox® display. Even animations and dynamic content can be easily configured. In a trice, content such as pictures and texts can be added to the dis-

play with just a few clicks. Usage is foolproof and the functions can be used intuitively, a web browser is sufficient.

discover your options:

- Insert own texts, pictures, and logos
- Adjustment of background image
- Embedding of external websites or HTML-pages
- Embedding of RSS-feeds
- Automated positioning of elements
- Adding of different icons and shapes (Clip-Arts)
- News ticker for displaying current news
- Adding an analogue or digital clock
- Grouping elements and objects
- Displaying data variables / yield data

Versatile functions

Display own texts, pictures, PDF- as well as Office-files or websites.

Easy to operate


All functions are self-explaining and offer possibilities for creativity.

Individual content


Layout and content of message can be changed at anytime.



Standard-Slideshow
(View with deactivated timing)



In the morning (e.g. 8-9 AM)



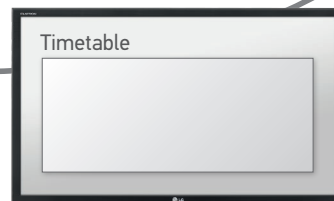
Regardless of whether it's a visitor welcome message, menu or substitution plan, you decide when what content appears on the display.

at lunchtime (e.g. 1 PM)



Depending on the application, it is possible to integrate different information at specific times.

Afternoon (e.g. 5 PM)



Night circuit



You can switch off the device at night using a time switch in order to save energy costs.


Simply change content and integrate it at a specific time

You can design all of the content of the display according to your individual requirements and specify a suitable display period. This way, you can specify a range of display highlights. The display then automatically changes at the desired time.

This allows you to adapt the entire sequence to your day-to-day activities. You can also specify the on and off times in this way. As a result, you save on energy costs when the building is closed.

Foxdesigner turns every Solarfox® display into an "innovative bulletin board"


Images are examples of the displays' vast application area and the diverse scopes. The user can decide which content and in which form he wants the content to be shown on the display anytime.



Example 1: innovative bulletin board in a library



Example 2: innovative bulletin board in a town hall



Example 3: innovative bulletin board in a school



Example 4: innovative bulletin board in a cafeteria

Videos & Animations

great cinema for your PV system

With the introduction of the new SF-300 series, you have the possibility to display background videos and animations. In the background, for example, an aerial photograph is shown and the data is simultaneously displayed in a sub-area of the image.

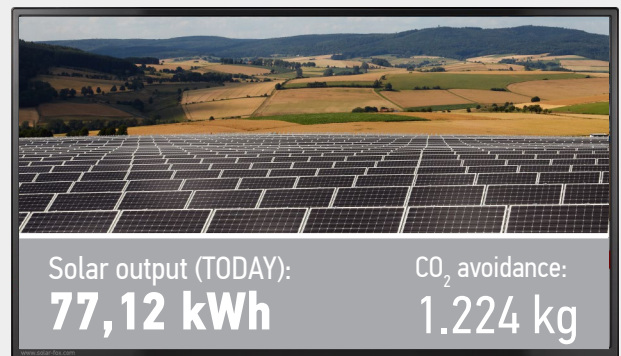


www.solar-fox.com/video

360° panorama-view

all around great

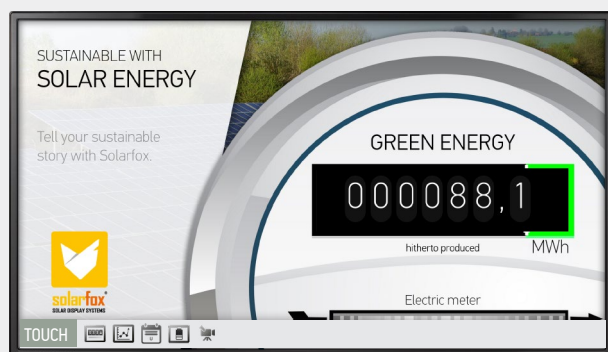
With a high-resolution 3D camera from Panomax you can now also integrate spectacular 360° animations into your Solarfox® slideshow. The camera system updates the 360° image every 15 minutes and Solarfox® inserts it into your solar slideshow.



www.solar-fox.com/panorama

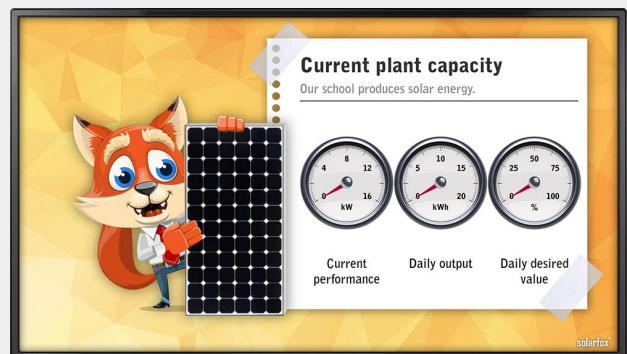
Solarfox® SF-300 Touch

Solarfox® also offers a touch version for the SF-300. This makes it possible to operate a display either in presentation mode or to selectively call up certain contents using the touch function. The footer of the display shows or hides various icons that can be used for navigation.



Age-appropriate presentation

Solarfox® offers an age-appropriate presentation for children and young people. This can be used in schools or kindergartens. The content not only shows young people how renewable energies work, but also shows them how they can save energy and make a contribution to climate protection.



Packages

We offer comprehensive additional packages for selected user groups

Solarfox® offers optional additional packages for all of its displays. These include software functions that can be activated and enabled at any time. The packages contain additional information, modules, and functions to some extent. They offer clear added value to the relevant user groups. For detailed information, visit www.solar-fox.com.



Solarfox® community package

By taking advantage of the community package, the display can be used as a central citizen information system. When used in agencies or authorities, the display also acts as a central information point and helps citizens to quickly get their bearings. The management can also simply use the display for announcements and digital notices. The package contains three key additional modules: document viewer, news ticker, and external website (to integrated individual content).



Solarfox® school package and school package plus

The school package makes it possible to explain climate change and renewable energies to pupils in a way that is easy to understand. At the same time, the display acts as an innovative bulletin board that displays up-to-date school information or the teacher substitution plan. There is an automatic connection to well-known school software such as UNTIS. The package contains the following additional modules: substitution plan, external website, and news ticker. The school package plus features the document viewer module. The school package plus is generally suitable for secondary schools.



Solarfox® premium package

The premium package is aimed at a wide range of users and features a combination of different additional modules at a reduced price. It contains the following modules: document viewer, visitor welcome message and external website. If you believe that the functions of the innovative bulletin board are important, then this package is a must. It is particularly suitable for companies, hotels, tourism facilities, citizen energy cooperatives, public utilities, banks, churches, societies, and many other user groups.






Solarfox® Webpublic package

Using the Solarfox® Webpublic package, it is possible to integrate your display slideshow into a company website. This makes it possible to make all of the display's slideshow content accessible over the Internet. You can individually specify and adapt the desired size of the display. When you call up the website, the slideshow starts in the desired sequence. It is simple to integrate the Webpublic slideshow into any existing website. This does not require any special programming knowledge.

Your message in the centre of attention

Solarfox® offers an attractive, contemporary design that can be adapted to your individual requirements at any time. The displays can be installed flexibly by mounting on a wall or ceiling or using a stand. The narrow outer frame and visually appealing materials deliver a high-quality finish. Solarfox®

displays can be installed in a few simple steps. The installation location requires a power and an internet connection. Data communication is enabled via ethernet (LAN/Wi-Fi) or mobile connection (UMTS/3G).





References

the centre of attention

Many well-known companies and communities trust Solarfox® solutions. The following list features a small selection of our references in German-speaking countries.

We will happily provide a more comprehensive or regional reference list upon request.

Companies

- | | | | |
|-----------------|-----------------|--------------------------|---------------------------|
| ■ Volkswagen AG | ■ Renault | ■ Hofer KG | ■ Hamburger Hafen |
| ■ Porsche AG | ■ IKEA | ■ Penny, Billa, Merkur | ■ Weleda AG |
| ■ Daimler AG | ■ MediaMarkt | ■ RWE AG | ■ BayWA r.e. |
| ■ Audi AG | ■ Möbel Höffner | ■ E.ON SE | ■ Goldbeck |
| ■ BMW AG | ■ EDEKA | ■ RheinEnergie AG | ■ Appenzeller |
| ■ John Deere | ■ REWE | ■ EWE Energie AG | ■ BKB Basler Kantonalbank |
| ■ Honda Germany | ■ Aldi Süd | ■ BOSCH Thermotechnik AG | ■ etc. |

Communities

- | | | | |
|-------------------------|---------------------|-------------------------|--|
| ■ City of Hamburg | ■ City of Wolfsburg | ■ City of Dietikon | ■ District of Harburg |
| ■ City of Frankfurt | ■ City of Oldenburg | ■ City of Pforzheim | ■ Municipality of Davos |
| ■ City of Karlsruhe | ■ City of Stuttgart | ■ District of Lauenburg | ■ And many other cities, districts and communities |
| ■ City of Aschaffenburg | ■ City of Landshut | ■ District of Simmern | |

Other

- | | |
|--|---|
| ■ Office of the Federal Chancellor (Angela Merkel) | ■ Fußball-Verband Mittelrhein e.V. |
| ■ World Economic Forum Davos | ■ Bürgerenergie RheinMain eG |
| ■ Southern African-German Chamber of Commerce and Industry | ■ Mittelhessische Energiegenossenschaft eG |
| ■ German Embassy Kiev | ■ Ökumenische Energiegenossenschaft Horb eG |
| ■ VfB Stuttgart, FC Basel | ■ Heidelberger Energiegenossenschaft eG |



Tenders and Planning

information for electrical planners and engineering offices

Solarfox® offers additional information to electrical planners and engineering offices. The documents are suitable as templates for texts for invitations to tender and are available as Word documents. At the same time, the text templates can be used by specialist dealers as quotation texts. Our Service area provides

comprehensive information on planning and installing Solarfox® displays. The documents contain information about technical requirements, installation instructions, and exact dimensions of all models.

Please visit www.solar-fox.com/en/tenders-and-planning.html

SOLARFOX® TRIAL ACCOUNT

Create a free Solarfox® trial account now and test the functionality of our software with no strings attached. In the trial account, all functions and add-on modules are available.

www.solar-fox.com/trialaccount



Easy installation

simple steps for commissioning

One of the most important aspects of any product is usability. At Solarfox®, we focus on the core usability components i.e. learnability, efficiency, memorability, error prevention, and enhancing satisfaction level of any product.



Easy installation

Plug & Play installation: All accessories such as wall mounts and cables are included in the standard delivery. You merely need the appropriate dowels and screws.



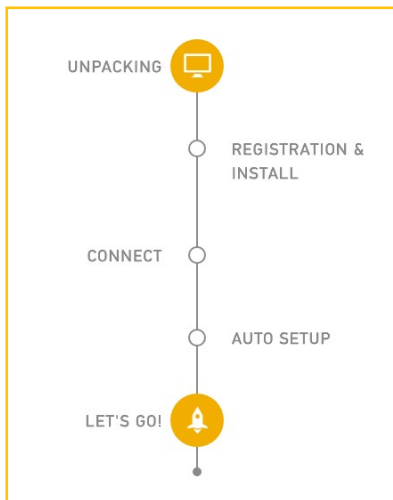
Location-independent use

You only need an internet connection via LAN (ethernet) or WI-Fi. Alternatively, a connection to a wireless router (3G/4G) is also possible.



Easy Setup Wizard

The initial configuration of the display is done via a standard USB keyboard in fewer than 5 minutes. You are conveniently supported by a Setup Wizard throughout.



DISPLAY CONFIGURATION

Upon receiving your display package you can register the device on our website. You will automatically receive login information through email.

In the next step you enter the comfortable Setup Wizard at the Solarfox® device. You will be guided step by step through the device configuration. You only have to enter the local network settings and your display code and password.

After you disconnect the USB keyboard, the Solarfox® slideshow starts automatically.

With our comfortable online management, you just need a web browser to set and adapt your content.



Tutorials and Online support

Easy installation

We provide a step by step tutorial which guides you through the online management tool.

Support team

You can contact our support team by telephone, email, or online live chat. Our support team is available for assistance from Monday to Friday at 8.00 AM to 5.00 PM (CET).

<https://www.solar-fox.com/support>



Reason why? We stand for Quality. Service. Innovation.

As a young, innovative company, SOLEDOS GmbH relies on expertise, reliable technology, and professional services. Our success is based on innovative and high-quality products from Solarfox®. This is why we continuously optimise and develop the quality of our Solarfox® products. We only make promises we can keep. For us, transparency, reliability, and expert support are the cornerstones of a successful customer relationship.

Sales partners in Europe:

Solarfox® - United Kingdom

Krannich Solar Ltd. - Unit 49 Suttons Business Park - Suttons Park Avenue Reading RG6 1AZ - UK.
Tel. +44 (0) 118 966 8282 Email: uk@solar-fox.com

Solarfox® - France

Sundays Data Systems - 66, rue Jacques Mugnier - F-68200 Mulhouse
Tél. +33 (0) 97 7909708 - Email: france@solar-fox.com

Solarfox® - Italia

PV Energy GmbH srl - Traminerstr. 4a - I-39040 Auer
Tel. +39 (0) 471 631032 - Email: italy@solar-fox.com

Solarfox® - España

Krannich Solar - Avda. Alquería de Moret, 39, 46210 Picanya (Valencia)
Tel. +34 961 594 668 - Email: spain@solar-fox.com

Solarfox® - Portugal

Krannich Solar - Av. Santiago, 278 4520-470 Rio Meão
Tel. +351 256 109 139 - Email: portugal@solar-fox.com

Solarfox® - Switzerland

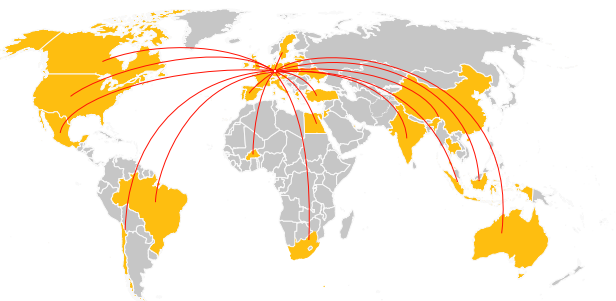
NOVAGRID AG - Klosterstraße 42 - CH-5430 Wettingen
Tel. +41 (0) 56 535 53 46 - Email: switzerland@solar-fox.com

Solarfox® - Benelux - Email: benelux@solar-fox.com

BOELIT BVBA -Boelehoef 20 - 3910 Neerpelt (BE)
Tel. +32 (0) 497 / 4415 17

KLEVENTA Solar B.V. - Newtonstraat 10 - 7131 Lichtenvoorde (NL)
Tel. +32 (0) 544 372 994

Mijn Energiefabriek Denemarkenweg 5 - 7772 TD Hardenberg (NL)
Tel. +31 (0) 5 23 - 27 22 78



Solarfox® displays are used all over the world.
For more sales partners, please visit: www.solar-fox.com



SOLEDOS GmbH
Karl-Groß-Str. 3
D-63584 Gründau - GERMANY
Tel.: 0049 - 60 58 - 91 63 8 - 10
Fax: 0049 - 60 58 - 91 63 8 - 29
Email: info@solar-fox.com
Website: www.solar-fox.com